

GOLDMAN SACHS GROUP INC  
 Form FWP  
 April 15, 2019

Free Writing Prospectus pursuant to Rule 433 dated April 15, 2019

Registration Statement No. 333-219206

Leveraged Buffered S&P MidCap 400<sup>®</sup> Index-Linked Notes due

The notes do not bear interest. The amount that you will be paid on your notes on the stated maturity date (expected to be November 3, 2020) is based on the performance of the S&P MidCap 400<sup>®</sup> Index as measured from the trade date (expected to be April 30, 2019) to and including the determination date (expected to be October 29, 2020).

If the final underlier level on the determination date is greater than the initial underlier level (set on the trade date), the return on your notes will be positive and will equal 2 times the underlier return, subject to the maximum settlement amount of \$1,174 for each \$1,000 face amount of your notes.

If the final underlier level is greater than the initial underlier level, you will not receive more than the maximum settlement amount, regardless of how much the final underlier level increases as compared to the initial underlier level.

If the final underlier level declines by up to 10% from the initial underlier level, you will receive the face amount of your notes. If the final underlier level declines by more than 10% from the initial underlier level, the return on your notes will be negative and will equal the underlier return plus 10%.

You could lose a significant portion of the face amount of your notes.

You should read the included preliminary pricing supplement dated April 15, 2019, which we refer to herein as the included preliminary pricing supplement, to better understand the terms and risks of your investment, including the credit risk of GS Finance Corp. and The Goldman Sachs Group, Inc.

Company (Issuer):	GS Finance Corp.
Guarantor:	The Goldman Sachs Group, Inc.
Underlier:	the S&P MidCap 400 <sup>®</sup> Index (current Bloomberg symbol: "MID Index")
Trade date:	expected to be April 30, 2019
Settlement date:	expected to be May 3, 2019
Determination date:	expected to be October 29, 2020
Stated maturity date:	expected to be November 3, 2020
Initial underlier level:	to be determined on the trade date
Final underlier level:	the closing level of the underlier on the determination date
Underlier return:	the quotient of (i) the final underlier level minus the initial underlier level divided by (ii) the initial underlier level, expressed as a positive or negative percentage
Cap level:	108.7% of the initial underlier level
Maximum settlement amount:	\$1,174
Participation rate:	200%

Payment amount at maturity (for each \$1,000 face amount of your notes) if the underlier return is positive (the final underlier level is greater than the initial underlier level), the sum of (i) \$1,000 plus (ii) the product of (a) \$1,000 times (b) the participation rate times (c) the underlier return, subject to the maximum settlement amount;

if the underlier return is zero or negative but not below -10% (the final underlier level is equal to the initial underlier level or is less than the initial underlier level, but not by more than 10%), \$1,000; or

if the underlier return is negative and is below -10% (the final underlier level is less than the initial underlier level by more than 10%), the sum of (i) \$1,000 plus (ii) the product of (a) the sum of the underlier return plus 10% times (b) \$1,000.

CUSIP/ISIN: 40056FBX2 / US40056FBX24

The estimated value of your notes at the time the terms of your notes are set on the trade date is expected to be less than the \$1,000 face amount of your notes. See the included preliminary pricing supplement for a further discussion of the estimated value of your notes.

This document does not provide all of the information that an investor should consider prior to making an investment decision. You should not invest in the notes without reading the included preliminary pricing supplement and related documents for a more detailed description of the underlier, the terms of the notes and certain risks.

200.000%	117.400%
175.000%	117.400%
150.000%	117.400%
125.000%	117.400%
108.700%	117.400%
106.000%	112.000%
104.000%	108.000%
102.000%	104.000%
100.000%	100.000%
97.000%	100.000%
95.000%	100.000%
92.000%	100.000%
90.000%	100.000%
75.000%	85.000%
50.000%	60.000%
25.000%	35.000%
0.000%	10.000%

GS Finance Corp. and The Goldman Sachs Group, Inc. have filed a registration statement (including a prospectus, as supplemented by the prospectus supplement, general terms supplement no. 1,734, product supplement no. 1,738 and preliminary pricing supplement listed below) with the Securities and Exchange Commission (SEC) for the offering to which this communication relates. Before you invest, you should read the prospectus, prospectus supplement, general terms supplement no. 1,734, product supplement no. 1,738 and preliminary pricing supplement, a copy of which is included in this free writing prospectus, and any other documents relating to this offering that GS Finance Corp. and The Goldman Sachs Group, Inc. have filed with the SEC for more complete information about us and this offering. You may get these documents without cost by visiting EDGAR on the SEC web site at [sec.gov](http://sec.gov). Alternatively, we will arrange to send you the prospectus, prospectus supplement, general terms supplement no. 1,734, product supplement no. 1,738 and preliminary pricing supplement if you so request by calling (212) 357-4612.

The notes are part of the Medium-Term Notes, Series E program of GS Finance Corp. and are fully and unconditionally guaranteed by The Goldman Sachs Group, Inc. This document should be read in conjunction with the following:

Product supplement no. 1,738 dated July 10, 2017

General terms supplement no. 1,734 dated July 10, 2017

Prospectus supplement dated July 10, 2017


Prospectus dated July 10, 2017

The following is included as part of this document:

Preliminary pricing supplement dated April 15, 2019

This document does not provide all of the information that an investor should consider prior to making an investment decision. You should not invest in the notes without reading the included preliminary pricing supplement and related documents for a more detailed description of the underlier, the terms of the notes and certain risks.



  
An investment in the notes is subject to risks. Many of the risks are described in the included preliminary pricing supplement, accompanying product supplement no. 1,738, accompanying general terms supplement no. 1,734, accompanying prospectus supplement and accompanying prospectus. Below we have provided a list of certain risk factors discussed in such documents. In addition to the below, you should read in full “Additional Risk Factors Specific to Your Notes” in the included preliminary pricing supplement, “Additional Risk Factors Specific to the Underlier-Linked Notes” in the accompanying product supplement no. 1,738, “Additional Risk Factors Specific to the Notes” in the accompanying general terms supplement no. 1,734 as well as the risks and considerations described in the accompanying prospectus supplement and accompanying prospectus.

The following risk factors are discussed in greater detail in the included preliminary pricing supplement:

The Estimated Value of Your Notes At the Time the Terms of Your Notes Are Set On the Trade Date (as Determined By Reference to Pricing Models Used By GS&Co.) Is Less Than the Original Issue Price Of Your Notes

The Notes Are Subject to the Credit Risk of the Issuer and the Guarantor

The Amount Payable on Your Notes Is Not Linked to the Level of the Underlier at Any Time Other Than the Determination Date

You May Lose a Substantial Portion of Your Investment in the Notes

Your Notes Do Not Bear Interest

The Potential for the Value of Your Notes to Increase Will Be Limited

You Have No Shareholder Rights or Rights to Receive Any Underlier Stock

We May Sell an Additional Aggregate Face Amount of the Notes at a Different Issue Price

If You Purchase Your Notes at a Premium to Face Amount, the Return on Your Investment Will Be Lower Than the Return on Notes Purchased at Face Amount and the Impact of Certain Key Terms of the Notes Will Be Negatively Affected

Your Notes May Be Subject to an Adverse Change in Tax Treatment in the Future

United States Alien Holders Should Consider the Withholding Tax Implications of Owning the Notes

Foreign Account Tax Compliance Act (FATCA) Withholding May Apply to Payments on Your Notes, Including as a Result of the Failure of the Bank or Broker Through Which You Hold the Notes to Provide Information to Tax Authorities

The following risk factors are discussed in greater detail in the accompanying product supplement no. 1,738:

Your Notes May Not Have an Active Trading Market

The Market Value of Your Notes May Be Influenced by Many Unpredictable Factors

If the Levels of the Underlier or Basket of Underliers Change, the Market Value of Your Notes May Not Change in the Same Manner

Certain Considerations for Insurance Companies and Employee Benefit Plans

The following risk factors are discussed in greater detail in the accompanying general terms supplement no. 1,734:

The Return on Your Notes Will Not Reflect Any Dividends Paid on Any Underlier, or Any Underlier Stock, as Applicable

Other Investors in the Notes May Not Have the Same Interests as You

Anticipated Hedging Activities by Goldman Sachs or Our Distributors May Negatively Impact Investors in the Notes and Cause Our Interests and Those of Our Clients and Counterparties to be Contrary to Those of Investors in the Notes

Goldman Sachs' Trading and Investment Activities for its Own Account or for its Clients Could Negatively Impact Investors in the Notes

Goldman Sachs' Market-Making Activities Could Negatively Impact Investors in the Notes

You Should Expect That Goldman Sachs Personnel Will Take Research Positions, or Otherwise Make Recommendations, Provide Investment Advice or Market Color or Encourage Trading Strategies That Might Negatively Impact Investors in the Notes Goldman Sachs Regularly Provides Services to, or Otherwise Has Business Relationships with, a Broad Client Base, Which May Include the Sponsors of the Underlier or Underliers or Constituent Indices, As Applicable, or the Issuers of the Underlier Stocks or Other Entities That Are Involved in the Transaction

The Offering of the Notes May Reduce an Existing Exposure of Goldman Sachs or Facilitate a Transaction or Position That Serves the Objectives of Goldman Sachs or Other Parties

Past Performance is No Guide to Future Performance

The Calculation Agent Will Have the Authority to Make Determinations That Could Affect the Market Value of Your Notes, When Your Notes Mature and the Amount, If Any, Payable on Your Notes

This document does not provide all of the information that an investor should consider prior to making an investment decision. You should not invest in the notes without reading the included preliminary pricing supplement and related documents for a more detailed description of the underlier, the terms of the notes and certain risks.

The Policies of an Underlier Sponsor, if Applicable, and Changes that Affect an Underlier to Which Your Notes are Linked, or the Constituent Indices or Underlier Stocks Comprising Such Underlier, Could Affect the Amount Payable on Your Notes and Their Market Value

The Calculation Agent Can Postpone the Determination Date, Averaging Date, Call Observation Date or Coupon Observation Date If a Market Disruption Event or Non-Trading Day Occurs or Is Continuing

Except to the Extent The Goldman Sachs Group, Inc. is One of the Companies Whose Common Stock Comprises an Underlier, and Except to the Extent That We or Our Affiliates May Currently or in the Future Own Securities of, or Engage in Business With, the Applicable Underlier Sponsor or the Underlier Stock Issuers, There Is No Affiliation Between The Underlier Stock Issuers or Any Underlier Sponsor And Us

The following risk factors are discussed in greater detail in the accompanying prospectus supplement:

The Return on Indexed Notes May Be Below the Return on Similar Securities

The Issuer of a Security or Currency That Serves as an Index Could Take Actions That May Adversely Affect an Indexed Note

An Indexed Note May Be Linked to a Volatile Index, Which May Adversely Affect Your Investment

An Index to Which a Note Is Linked Could Be Changed or Become Unavailable

We May Engage in Hedging Activities that Could Adversely Affect an Indexed Note

Information About an Index or Indices May Not Be Indicative of Future Performance

We May Have Conflicts of Interest Regarding an Indexed Note

The following risk factors are discussed in greater detail in the accompanying prospectus:

#### Risks Relating to Regulatory Resolution Strategies and Long-Term Debt Requirements

The application of regulatory resolution strategies could increase the risk of loss for holders of our debt securities in the event of the resolution of Group Inc.

The application of Group Inc.'s preferred resolution strategy could increase the losses incurred by holders of our debt securities.

The following preliminary pricing supplement is included as part of this free writing prospectus.

This document does not provide all of the information that an investor should consider prior to making an investment decision. You should not invest in the notes without reading the included preliminary pricing supplement and related documents for a more detailed description of the underlier, the terms of the notes and certain risks.

Filed Pursuant to Rule 424(b)(2)

Registration Statement No. 333-219206

The information in this preliminary pricing supplement is not complete and may be changed. This preliminary pricing supplement is not an offer to sell nor does it seek an offer to buy these securities in any jurisdiction where the offer or sale is not permitted.

Subject to Completion. Dated April 15, 2019.

GS Finance Corp.

\$

Leveraged Buffered S&P MidCap 400<sup>®</sup> Index-Linked Notes due

guaranteed by

The Goldman Sachs Group, Inc.

The notes do not bear interest. The amount that you will be paid on your notes on the stated maturity date (expected to be November 3, 2020) is based on the performance of the S&P MidCap 400<sup>®</sup> Index as measured from the trade date (expected to be April 30, 2019) to and including the determination date (expected to be October 29, 2020).

If the final index level on the determination date is greater than the initial index level (set on the trade date), the return on your notes will be positive and will equal 2 times the index return, subject to the maximum settlement amount of \$1,174 for each \$1,000 face amount of your notes.

If the final index level declines by up to 10% from the initial index level, you will receive the face amount of your notes. If the final index level declines by more than 10% from the initial index level, the return on your notes will be negative and will equal the index return plus 10%. You could lose a significant portion of the face amount of your notes.

To determine your payment at maturity, we will calculate the index return, which is the percentage increase or decrease in the final index level from the initial index level. At maturity, for each \$1,000 face amount of your notes, you will receive an amount in cash equal to:

if the index return is positive (the final index level is greater than the initial index level), the sum of (i) \$1,000 plus (ii) the product of (a) \$1,000 times (b) 2 times (c) the index return, subject to the maximum settlement amount;  
if the index return is zero or negative but not below -10% (the final index level is equal to the initial index level or is less than the initial index level, but not by more than 10%), \$1,000; or  
if the index return is negative and is below -10% (the final index level is less than the initial index level by more than 10%), the sum of (i) \$1,000 plus (ii) the product of (a) the sum of the index return plus 10% times (b) \$1,000. You will receive less than the face amount of your notes.

You should read the disclosure herein to better understand the terms and risks of your investment, including the credit risk of GS Finance Corp. and The Goldman Sachs Group, Inc. See page PS-12.



Edgar Filing: GOLDMAN SACHS GROUP INC - Form FWP

The estimated value of your notes at the time the terms of your notes are set on the trade date is expected to be between \$970 and \$999 per \$1,000 face amount. For a discussion of the estimated value and the price at which Goldman Sachs & Co. LLC would initially buy or sell your notes, if it makes a market in the notes, see the following page.

Original issue date: expected to be May 3, 2019 Original issue price: 100% of the face amount

Underwriting discount: % of the face amount Net proceeds to the issuer: % of the face amount

Neither the Securities and Exchange Commission nor any other regulatory body has approved or disapproved of these securities or passed upon the accuracy or adequacy of this prospectus. Any representation to the contrary is a criminal offense. The notes are not bank deposits and are not insured by the Federal Deposit Insurance Corporation or any other governmental agency, nor are they obligations of, or guaranteed by, a bank.

Goldman Sachs & Co. LLC

Pricing Supplement No. dated , 2019.

---

The issue price, underwriting discount and net proceeds listed above relate to the notes we sell initially. We may decide to sell additional notes after the date of this pricing supplement, at issue prices and with underwriting discounts and net proceeds that differ from the amounts set forth above. The return (whether positive or negative) on your investment in notes will depend in part on the issue price you pay for such notes.

GS Finance Corp. may use this prospectus in the initial sale of the notes. In addition, Goldman Sachs & Co. LLC or any other affiliate of GS Finance Corp. may use this prospectus in a market-making transaction in a note after its initial sale. Unless GS Finance Corp. or its agent informs the purchaser otherwise in the confirmation of sale, this prospectus is being used in a market-making transaction.

### Estimated Value of Your Notes

The estimated value of your notes at the time the terms of your notes are set on the trade date (as determined by reference to pricing models used by Goldman Sachs & Co. LLC (GS&Co.) and taking into account our credit spreads) is expected to be between \$970 and \$999 per \$1,000 face amount, which is less than the original issue price. The value of your notes at any time will reflect many factors and cannot be predicted; however, the price (not including GS&Co.'s customary bid and ask spreads) at which GS&Co. would initially buy or sell notes (if it makes a market, which it is not obligated to do) and the value that GS&Co. will initially use for account statements and otherwise is equal to approximately the estimated value of your notes at the time of pricing, plus an additional amount (initially equal to \$     per \$1,000 face amount).

Prior to     , the price (not including GS&Co.'s customary bid and ask spreads) at which GS&Co. would buy or sell your notes (if it makes a market, which it is not obligated to do) will equal approximately the sum of (a) the then-current estimated value of your notes (as determined by reference to GS&Co.'s pricing models) plus (b) any remaining additional amount (the additional amount will decline to zero on a straight-line basis from the time of pricing through     ). On and after     , the price (not including GS&Co.'s customary bid and ask spreads) at which GS&Co. would buy or sell your notes (if it makes a market) will equal approximately the then-current estimated value of your notes determined by reference to such pricing models.

### About Your Prospectus

The notes are part of the Medium-Term Notes, Series E program of GS Finance Corp. and are fully and unconditionally guaranteed by The Goldman Sachs Group, Inc. This prospectus includes this pricing supplement and the accompanying documents listed below. This pricing supplement constitutes a supplement to the documents listed below, does not set forth all of the terms of your notes and therefore should be read in conjunction with such documents:

Product supplement no. 1,738 dated July 10, 2017

General terms supplement no. 1,734 dated July 10, 2017

Prospectus supplement dated July 10, 2017



Prospectus dated July 10, 2017

The information in this pricing supplement supersedes any conflicting information in the documents listed above. In addition, some of the terms or features described in the listed documents may not apply to your notes.

We refer to the notes we are offering by this pricing supplement as the “offered notes” or the “notes”. Each of the offered notes has the terms described below. Please note that in this pricing supplement, references to “GS Finance Corp.”, “we”, “our” and “us” mean only GS Finance Corp. and do not include its subsidiaries or affiliates, references to “The Goldman Sachs Group, Inc.”, our parent company, mean only The Goldman Sachs Group, Inc. and do not include its subsidiaries or affiliates and references to “Goldman Sachs” mean The Goldman Sachs Group, Inc. together with its consolidated subsidiaries and affiliates, including us. The notes will be issued under the senior debt indenture, dated as of October 10, 2008, as supplemented by the First Supplemental Indenture, dated as of February 20, 2015, each among us, as issuer, The Goldman Sachs Group, Inc., as guarantor, and The Bank of New York Mellon, as trustee. This indenture, as so supplemented and as further supplemented thereafter, is referred to as the “GSFC 2008 indenture” in the accompanying prospectus supplement. The notes will be issued in book-entry form and represented by a master global note.

PS-2


---

  
  
 You should be willing to forgo:

gains greater than a maximum settlement amount of 117.4% of the face amount in exchange for (i) 2x leveraged upside participation if the underlier return is positive and (ii) a buffer against loss of principal in the event of a decline of up to 10% in the final underlier level relative to the initial underlier level.

interest payments and risk losing a substantial portion of your investment for the potential to earn 200% of any positive underlier return up to a maximum settlement amount of 117.4% of the face amount.

Your maximum return on your notes will not be greater than 17.4%, and you could lose a substantial portion of your investment if the underlier return is less than -10%.

  
 At maturity, for each \$1,000 face amount, the investor will receive (in each case as a percentage of the face amount):

if the final underlier level is greater than 100% of the initial underlier level, 100% plus 200% times the underlier return, subject to a maximum settlement amount of 117.4%;

if the final underlier level is equal to or less than 100% of the initial underlier level but greater than or equal to 90% of the initial underlier level, 100%; or

if the final underlier level is less than 90% of the initial underlier level, 100% minus 1% for every 1% that the final underlier level has declined below 90% of the initial underlier level

If the final underlier level declines by more than 10% from the initial underlier level, the return on the notes will be negative and the investor could lose a substantial portion of their investment in the notes.

Issuer:	GS Finance Corp.
Guarantor:	The Goldman Sachs Group, Inc.
Underlier:	The S&P MidCap 400 <sup>®</sup> Index (current Bloomberg symbol: "MID Index")
Face Amount:	\$ in the aggregate; each note will have a face amount equal to \$1,000
Trade Date:	Expected to be April 30, 2019
Settlement Date:	Expected to be May 3, 2019
Determination Date:	Expected to be October 29, 2020
Stated Maturity Date:	Expected to be November 3, 2020
Initial Underlier Level:	To be determined on the trade date
Final Underlier Level:	The closing level of the underlier on the determination date
Underlier Return:	The quotient of (i) the final underlier level minus the initial underlier level divided by (ii) the initial underlier level, expressed as a positive or negative percentage
Upside Participation Rate:	200%
Buffer Level:	90% of the initial underlier level (equal to an underlier return of -10%)
Buffer Amount:	10%
Buffer Rate:	100%
Maximum Settlement Amount:	\$1,174
Cap Level:	108.7% of the initial underlier level
CUSIP/ISIN:	40056FBX2 / US40056FBX24

PS-3

---

200.000%	117.400%
175.000%	117.400%
150.000%	117.400%
125.000%	117.400%
108.700%	117.400%
106.000%	112.000%
104.000%	108.000%
102.000%	104.000%
100.000%	100.000%
97.000%	100.000%
95.000%	100.000%
92.000%	100.000%
90.000%	100.000%
75.000%	85.000%
50.000%	60.000%
25.000%	35.000%
0.000%	10.000%

Please read the section entitled “Additional Risk Factors Specific to Your Notes” of this pricing supplement as well as the risks and considerations described in the accompanying prospectus dated July 10, 2017, in the accompanying prospectus supplement dated July 10, 2017, under “Additional Risk Factors Specific to the Underlier-Linked Notes” in the accompanying product supplement no. 1,738 dated July 10, 2017, and under “Additional Risk Factors Specific to the Notes” in the accompanying general terms supplement no. 1,734 dated July 10, 2017.

## TERMS AND CONDITIONS

(Terms From Pricing Supplement No.      Incorporated Into Master Note No. 2)

These terms and conditions relate to pricing supplement no.      dated      , 2019 of GS Finance Corp. and The Goldman Sachs Group, Inc. with respect to the issuance by GS Finance Corp. of its Leveraged Buffered S&P MidCap 400® Index-Linked Notes due      and the guarantee thereof by The Goldman Sachs Group, Inc.

The provisions below are hereby incorporated into master note no. 2, dated August 22, 2018. References herein to “this note” shall be deemed to refer to “this security” in such master note no. 2, dated August 22, 2018. Certain defined terms may not be capitalized in these terms and conditions even if they are capitalized in master note no. 2, dated August 22, 2018. Defined terms that are not defined in these terms and conditions shall have the meanings indicated in such master note no. 2, dated August 22, 2018, unless the context otherwise requires.

CUSIP / ISIN: 40056FBX2 / US40056FBX24

Company (Issuer): GS Finance Corp.

Guarantor: The Goldman Sachs Group, Inc.

Underlier: the S&P MidCap 400® Index (current Bloomberg symbol: “MID Index”), or any successor underlier, as it may be modified, replaced or adjusted from time to time as provided herein

Face amount: \$      in the aggregate on the original issue date; the aggregate face amount may be increased if the company, at its sole option, decides to sell an additional amount on a date subsequent to the trade date.

Authorized denominations: \$1,000 or any integral multiple of \$1,000 in excess thereof

Principal amount: On the stated maturity date, the company will pay, for each \$1,000 of the outstanding face amount, an amount, if any, in cash equal to the cash settlement amount.

Cash settlement amount:

if the final underlier level is greater than or equal to the cap level, the maximum settlement amount;  
if the final underlier level is greater than the initial underlier level but less than the cap level, the sum of (1) \$1,000 plus (2) the product of (i) \$1,000 times (ii) the upside participation rate times (iii) the underlier return;  
if the final underlier level is equal to or less than the initial underlier level but greater than or equal to the buffer level, \$1,000; or

if the final underlier level is less than the buffer level, the sum of (1) \$1,000 plus (2) the product of (i) \$1,000 times (ii) the buffer rate times (iii) the sum of the underlier return plus the buffer amount

Initial underlier level (set on the trade date):

Final underlier level: the closing level of the underlier on the determination date, subject to adjustment as provided in “— Consequences of a market disruption event or non-trading day” and “— Discontinuance or modification of the underlier” below

Cap level: 108.7% of the initial underlier level

Maximum settlement amount: \$1,174

Upside participation rate: 200%

Underlier return: the quotient of (1) the final underlier level minus the initial underlier level divided by (2) the initial underlier level, expressed as a percentage

Buffer level: 90% of the initial underlier level

Buffer rate: 100%

Buffer amount: 10%

Trade date: expected to be April 30, 2019

Original issue date (set on the trade date): expected to be May 3, 2019

Determination date (set on the trade date): expected to be October 29, 2020, unless the calculation agent determines that a market disruption event occurs or is continuing on such day or such day is not a trading day. In that event, the determination date will be the first following trading day on which the calculation agent determines that a market disruption event does not occur and is not continuing. However, the determination date will not be

PS-5

---



postponed to a date later than the originally scheduled stated maturity date or, if the originally scheduled stated maturity date is not a business day, later than the first business day after the originally scheduled stated maturity date. If a market disruption event occurs or is continuing on the day that is the last possible determination date or such last possible day is not a trading day, that day will nevertheless be the determination date.

Stated maturity date (set on the trade date): expected to be November 3, 2020, unless that day is not a business day, in which case the stated maturity date will be postponed to the next following business day. The stated maturity date will also be postponed if the determination date is postponed as described under “— Determination date” above. In such a case, the stated maturity date will be postponed by the same number of business day(s) from but excluding the originally scheduled determination date to and including the actual determination date.

Closing level: for any given trading day, the official closing level of the underlier or any successor underlier published by the underlier sponsor on such trading day

Trading day: a day on which the respective principal securities markets for all of the underlier stocks are open for trading, the underlier sponsor is open for business and the underlier is calculated and published by the underlier sponsor

Successor underlier: any substitute underlier approved by the calculation agent as a successor underlier as provided under “— Discontinuance or modification of the underlier” below

Underlier sponsor: at any time, the person or entity, including any successor sponsor, that determines and publishes the underlier as then in effect. The notes are not sponsored, endorsed, sold or promoted by the underlier sponsor or any of its affiliates and the underlier sponsor and its affiliates make no representation regarding the advisability of investing in the notes.

Underlier stocks: at any time, the stocks that comprise the underlier as then in effect, after giving effect to any additions, deletions or substitutions

Market disruption event: With respect to any given trading day, any of the following will be a market disruption event with respect to the underlier:

a suspension, absence or material limitation of trading in underlier stocks constituting 20% or more, by weight, of the underlier on their respective primary markets, in each case for more than two consecutive hours of trading or during the one-half hour before the close of trading in that market, as determined by the calculation agent in its sole discretion,

a suspension, absence or material limitation of trading in option or futures contracts relating to the underlier or to underlier stocks constituting 20% or more, by weight, of the underlier in the respective primary markets for those contracts, in each case for more than two consecutive hours of trading or during the one-half hour before the close of trading in that market, as determined by the calculation agent in its sole discretion, or

underlier stocks constituting 20% or more, by weight, of the underlier, or option or futures contracts, if available, relating to the underlier or to underlier stocks constituting 20% or more, by weight, of the underlier do not trade on what were the respective primary markets for those underlier stocks or contracts, as determined by the calculation agent in its sole discretion,

and, in the case of any of these events, the calculation agent determines in its sole discretion that such event could materially interfere with the ability of the company or any of its affiliates or a similarly situated person to unwind all or a material portion of a hedge that could be effected with respect to this note.

The following events will not be market disruption events:

a limitation on the hours or numbers of days of trading, but only if the limitation results from an announced change in the regular business hours of the relevant market, and  
a decision to permanently discontinue trading in option or futures contracts relating to the underlier or to any underlier stock.

For this purpose, an “absence of trading” in the primary securities market on which an underlier stock is traded, or on which option or futures contracts relating to the underlier or an underlier stock are traded, will not include any time when that market is itself closed for trading under ordinary circumstances. In contrast, a suspension or limitation of trading in an underlier stock or in option or futures contracts, if available, relating to the underlier or an underlier stock in the primary market for that stock or those contracts, by reason of:

a price change exceeding limits set by that market,  
an imbalance of orders relating to that underlier stock or those contracts, or  
a disparity in bid and ask quotes relating to that underlier stock or those contracts,  
PS-6

---

will constitute a suspension or material limitation of trading in that stock or those contracts in that market.

Consequences of a market disruption event or a non-trading day: If a market disruption event occurs or is continuing on a day that would otherwise be the determination date or such day is not a trading day, then the determination date will be postponed as described under “— Determination date” above.

If the calculation agent determines that the closing level of the underlier that must be used to determine the cash settlement amount is not available on the postponed determination date because of a market disruption event, a non-trading day or for any other reason (except as described under “— Discontinuance or modification of the underlier” below), the calculation agent will nevertheless determine the closing level of the underlier based on its assessment, made in its sole discretion, of the level of the underlier on that day.

Discontinuance or modification of the underlier: If the underlier sponsor discontinues publication of the underlier and the underlier sponsor or any other person or entity publishes a substitute underlier that the calculation agent determines is comparable to the underlier and approves as a successor underlier, or if the calculation agent designates a substitute underlier, then the calculation agent will determine the amount payable on the stated maturity date by reference to such successor underlier.

If the calculation agent determines that the publication of the underlier is discontinued and there is no successor underlier, the calculation agent will determine the amount payable on the stated maturity date by a computation methodology that the calculation agent determines will as closely as reasonably possible replicate the underlier.

If the calculation agent determines that the underlier, the underlier stocks or the method of calculating the underlier is changed at any time in any respect — including any split or reverse-split of the underlier and any addition, deletion or substitution and any reweighting or rebalancing of the underlier stocks and whether the change is made by the underlier sponsor under its existing policies or following a modification of those policies, is due to the publication of a successor underlier, is due to events affecting one or more of the underlier stocks or their issuers or is due to any other reason — and is not otherwise reflected in the level of the underlier by the underlier sponsor pursuant to the then-current underlier methodology of the underlier, then the calculation agent will be permitted (but not required) to make such adjustments in the underlier or the method of its calculation as it believes are appropriate to ensure that the final underlier level, used to determine the amount payable on the stated maturity date, is equitable.

All determinations and adjustments to be made by the calculation agent with respect to the underlier may be made by the calculation agent in its sole discretion. The calculation agent is not obligated to make any such adjustments.

Calculation agent: Goldman Sachs & Co. LLC (“GS&Co.”)

Tax characterization: The holder, on behalf of itself and any other person having a beneficial interest in this note, hereby agrees with the company (in the absence of a change in law, an administrative determination or a judicial ruling to the contrary) to characterize this note for all U.S. federal income tax purposes as a pre-paid derivative contract in respect of the underlier.

Overdue principal rate: the effective Federal Funds rate

## HYPOTHETICAL EXAMPLES

The following examples are provided for purposes of illustration only. They should not be taken as an indication or prediction of future investment results and merely are intended to illustrate the impact that the various hypothetical underlier levels on the determination date could have on the cash settlement amount at maturity assuming all other variables remain constant.

The examples below are based on a range of final underlier levels that are entirely hypothetical; the underlier level on any day throughout the life of the notes, including the final underlier level on the determination date, cannot be predicted. The underlier has been highly volatile in the past — meaning that the underlier level has changed considerably in relatively short periods — and its performance cannot be predicted for any future period.

The information in the following examples reflects hypothetical rates of return on the offered notes assuming that they are purchased on the original issue date at the face amount and held to the stated maturity date. If you sell your notes in a secondary market prior to the stated maturity date, your return will depend upon the market value of your notes at the time of sale, which may be affected by a number of factors that are not reflected in the examples below, such as interest rates, the volatility of the underlier, the creditworthiness of GS Finance Corp., as issuer, and the creditworthiness of The Goldman Sachs Group, Inc., as guarantor. In addition, the estimated value of your notes at the time the terms of your notes are set on the trade date (as determined by reference to pricing models used by GS&Co.) is less than the original issue price of your notes. For more information on the estimated value of your notes, see “Additional Risk Factors Specific to Your Notes — The Estimated Value of Your Notes At the Time the Terms of Your Notes Are Set On the Trade Date (as Determined By Reference to Pricing Models Used By GS&Co.) Is Less Than the Original Issue Price Of Your Notes” on page PS-12 of this pricing supplement. The information in the examples also reflects the key terms and assumptions in the box below.

### Key Terms and Assumptions

Face amount	\$1,000
Upside participation rate	200%
Cap level	108.7% of the initial underlier level
Maximum settlement amount	\$1,174
Buffer level	90% of the initial underlier level
Buffer rate	100%
Buffer amount	10%
Neither a market disruption event nor a non-trading day occurs on the originally scheduled determination date	
No change in or affecting any of the underlier stocks or the method by which the underlier sponsor calculates the underlier	
Notes purchased on original issue date at the face amount and held to the stated maturity date	

Moreover, we have not yet set the initial underlier level that will serve as the baseline for determining the underlier return and the amount that we will pay on your notes at maturity. We will not do so until the trade date. As a result, the actual initial underlier level may differ substantially from the underlier level prior to the trade date.

For these reasons, the actual performance of the underlier over the life of your notes, as well as the amount payable at maturity may bear little relation to the hypothetical examples shown below or to the historical underlier levels shown elsewhere in this pricing supplement. For information about the historical levels of the underlier during recent periods, see “The Underlier — Historical Closing Levels of the Underlier” below. Before investing in the offered notes, you should consult publicly available information to determine the levels of the underlier between the date of this pricing supplement and the date of your purchase of the offered notes.

Also, the hypothetical examples shown below do not take into account the effects of applicable taxes. Because of the U.S. tax treatment applicable to your notes, tax liabilities could affect the after-tax rate of return on your notes to a comparatively greater extent than the after-tax return on the underlier stocks.

The levels in the left column of the table below represent hypothetical final underlier levels and are expressed as percentages of the initial underlier level. The amounts in the right column represent the hypothetical cash settlement amounts, based on the corresponding hypothetical final underlier level, and are expressed as percentages of the face amount of a note (rounded to the nearest one-thousandth of a percent). Thus, a hypothetical cash settlement amount of 100.000% means that the value of the cash payment that we would deliver for each \$1,000 of the outstanding face amount of the offered notes on the stated maturity date would equal

PS-8

---

100.000% of the face amount of a note, based on the corresponding hypothetical final underlier level and the assumptions noted above.

Hypothetical Final Underlier Level (as Percentage of Initial Underlier Level)	Hypothetical Cash Settlement Amount (as Percentage of Face Amount)
200.000%	117.400%
175.000%	117.400%
150.000%	117.400%
125.000%	117.400%
108.700%	117.400%
106.000%	112.000%
104.000%	108.000%
102.000%	104.000%
100.000%	100.000%
97.000%	100.000%
95.000%	100.000%
92.000%	100.000%
90.000%	100.000%
75.000%	85.000%
50.000%	60.000%
25.000%	35.000%
0.000%	10.000%

If, for example, the final underlier level were determined to be 25.000% of the initial underlier level, the cash settlement amount that we would deliver on your notes at maturity would be 35.000% of the face amount of your notes, as shown in the table above. As a result, if you purchased your notes on the original issue date at the face amount and held them to the stated maturity date, you would lose 65.000% of your investment (if you purchased your notes at a premium to face amount you would lose a correspondingly higher percentage of your investment). If the final underlier level were determined to be 0.000% of the initial underlier level, you would lose 90.000% of your investment in the notes. In addition, if the final underlier level were determined to be 200.000% of the initial underlier level, the cash settlement amount that we would deliver on your notes at maturity would be capped at the maximum settlement amount, or 117.400% of each \$1,000 face amount of your notes, as shown in the table above. As a result, if you held your notes to the stated maturity date, you would not benefit from any increase in the final underlier level over 108.700% of the initial underlier level.

The following chart shows a graphical illustration of the hypothetical cash settlement amounts that we would pay on your notes on the stated maturity date, if the final underlier level were any of the hypothetical levels shown on the horizontal axis. The hypothetical cash settlement amounts in the chart are expressed as percentages of the face amount of your notes and the hypothetical final underlier levels are expressed as percentages of the initial underlier level. The chart shows that any hypothetical final underlier level of less than 90.000% (the section left of the 90.000% marker on the horizontal axis) would result in a hypothetical cash settlement amount of less than 100.000% of the face amount of your notes (the section below the 100.000% marker on the vertical axis) and, accordingly, in a loss of principal to the holder of the notes. The chart also shows that any hypothetical final underlier level of greater than or equal to 108.700% (the section right of the 108.700% marker on the horizontal axis) would result in a capped return on your investment.



The cash settlement amounts shown above are entirely hypothetical; they are based on market prices for the underlier stocks that may not be achieved on the determination date and on assumptions that may prove to be erroneous. The actual market value of your notes on the stated maturity date or at any other time, including any time you may wish to sell your notes, may bear little relation to the hypothetical cash settlement amounts shown above, and these amounts should not be viewed as an indication of the financial return on an investment in the offered notes. The hypothetical cash settlement amounts on notes held to the stated maturity date in the examples above assume you purchased your notes at their face amount and have not been adjusted to reflect the actual issue price you pay for your notes. The return on your investment (whether positive or negative) in your notes will be affected by the amount you pay for your notes. If you purchase your notes for a price other than the face amount, the return on your investment will differ from, and may be significantly lower than, the hypothetical returns suggested by the above examples. Please read “Additional Risk Factors Specific to the Underlier-Linked Notes — The Market Value of Your Notes May Be Influenced by Many Unpredictable Factors” on page S-32 of the accompanying product supplement no. 1,738.

Payments on the notes are economically equivalent to the amounts that would be paid on a combination of other instruments. For example, payments on the notes are economically equivalent to a combination of an interest-bearing bond bought by the holder and one or more options entered into between the holder and us (with one or more implicit option premiums paid over time). The discussion in this paragraph does not modify or affect the terms of the notes or the U.S. federal income tax treatment of the notes, as described elsewhere in this pricing supplement.

PS-10

---



We cannot predict the actual final underlier level or what the market value of your notes will be on any particular trading day, nor can we predict the relationship between the underlier level and the market value of your notes at any time prior to the stated maturity date. The actual amount that you will receive at maturity and the rate of return on the offered notes will depend on the actual initial underlier level, which we will set on the trade date, and the actual final underlier level determined by the calculation agent as described above. Moreover, the assumptions on which the hypothetical returns are based may turn out to be inaccurate. Consequently, the amount of cash to be paid in respect of your notes on the stated maturity date may be very different from the information reflected in the examples above.

PS-11

---

## ADDITIONAL RISK FACTORS SPECIFIC TO YOUR NOTES

An investment in your notes is subject to the risks described below, as well as the risks and considerations described in the accompanying prospectus, in the accompanying prospectus supplement, under “Additional Risk Factors Specific to the Notes” in the accompanying general terms supplement no. 1,734 and under “Additional Risk Factors Specific to the Underlier-Linked Notes” in the accompanying product supplement no. 1,738. You should carefully review these risks and considerations as well as the terms of the notes described herein and in the accompanying prospectus, the accompanying prospectus supplement, the accompanying general terms supplement no. 1,734 and the accompanying product supplement no. 1,738. Your notes are a riskier investment than ordinary debt securities. Also, your notes are not equivalent to investing directly in the underlier stocks, i.e., the stocks comprising the underlier to which your notes are linked. You should carefully consider whether the offered notes are suited to your particular circumstances. The Estimated Value of Your Notes At the Time the Terms of Your Notes Are Set On the Trade Date (as Determined By Reference to Pricing Models Used By GS&Co.) Is Less Than the Original Issue Price Of Your Notes

The original issue price for your notes exceeds the estimated value of your notes as of the time the terms of your notes are set on the trade date, as determined by reference to GS&Co.’s pricing models and taking into account our credit spreads. Such estimated value on the trade date is set forth above under “Estimated Value of Your Notes”; after the trade date, the estimated value as determined by reference to these models will be affected by changes in market conditions, the creditworthiness of GS Finance Corp., as issuer, the creditworthiness of The Goldman Sachs Group, Inc., as guarantor, and other relevant factors. The price at which GS&Co. would initially buy or sell your notes (if GS&Co. makes a market, which it is not obligated to do), and the value that GS&Co. will initially use for account statements and otherwise, also exceeds the estimated value of your notes as determined by reference to these models. As agreed by GS&Co. and the distribution participants, this excess (i.e., the additional amount described under “Estimated Value of Your Notes”) will decline to zero on a straight line basis over the period from the date hereof through the applicable date set forth above under “Estimated Value of Your Notes”. Thereafter, if GS&Co. buys or sells your notes it will do so at prices that reflect the estimated value determined by reference to such pricing models at that time. The price at which GS&Co. will buy or sell your notes at any time also will reflect its then current bid and ask spread for similar sized trades of structured notes.

In estimating the value of your notes as of the time the terms of your notes are set on the trade date, as disclosed above under “Estimated Value of Your Notes”, GS&Co.’s pricing models consider certain variables, including principally our credit spreads, interest rates (forecasted, current and historical rates), volatility, price-sensitivity analysis and the time to maturity of the notes. These pricing models are proprietary and rely in part on certain assumptions about future events, which may prove to be incorrect. As a result, the actual value you would receive if you sold your notes in the secondary market, if any, to others may differ, perhaps materially, from the estimated value of your notes determined by reference to our models due to, among other things, any differences in pricing models or assumptions used by others. See “Additional Risk Factors Specific to the Underlier-Linked Notes — The Market Value of Your Notes May Be Influenced by Many Unpredictable Factors” on page S-32 of the accompanying product supplement no. 1,738.

The difference between the estimated value of your notes as of the time the terms of your notes are set on the trade date and the original issue price is a result of certain factors, including principally the underwriting discount and commissions, the expenses incurred in creating, documenting and marketing the notes, and an estimate of the difference between the amounts we pay to GS&Co. and the amounts GS&Co. pays to us in connection with your notes. We pay to GS&Co. amounts based on what we would pay to holders of a non-structured note with a similar maturity. In return for such payment, GS&Co. pays to us the amounts we owe under your notes.

In addition to the factors discussed above, the value and quoted price of your notes at any time will reflect many factors and cannot be predicted. If GS&Co. makes a market in the notes, the price quoted by GS&Co. would reflect any changes in market conditions and other relevant factors, including any deterioration in our creditworthiness or

perceived creditworthiness or the creditworthiness or perceived creditworthiness of The Goldman Sachs Group, Inc. These changes may adversely affect the value of your notes, including the price you may receive for your notes in any market making transaction. To the extent that GS&Co. makes a market in the notes, the quoted price will reflect the estimated value determined by reference to GS&Co.'s pricing models at that time, plus or minus its then current bid and ask spread for similar sized trades of structured notes (and subject to the declining excess amount described above).

Furthermore, if you sell your notes, you will likely be charged a commission for secondary market transactions, or the price will likely reflect a dealer discount. This commission or discount will further reduce the proceeds you would receive for your notes in a secondary market sale.

PS-12

---

There is no assurance that GS&Co. or any other party will be willing to purchase your notes at any price and, in this regard, GS&Co. is not obligated to make a market in the notes. See “Additional Risk Factors Specific to the Underlier-Linked Notes — Your Notes May Not Have an Active Trading Market” on page S-31 of the accompanying product supplement no. 1,738.

#### The Notes Are Subject to the Credit Risk of the Issuer and the Guarantor

Although the return on the notes will be based on the performance of the underlier, the payment of any amount due on the notes is subject to the credit risk of GS Finance Corp., as issuer of the notes, and the credit risk of The Goldman Sachs Group, Inc. as guarantor of the notes. The notes are our unsecured obligations. Investors are dependent on our ability to pay all amounts due on the notes, and therefore investors are subject to our credit risk and to changes in the market’s view of our creditworthiness. Similarly, investors are dependent on the ability of The Goldman Sachs Group, Inc., as guarantor of the notes, to pay all amounts due on the notes, and therefore are also subject to its credit risk and to changes in the market’s view of its creditworthiness. See “Description of the Notes We May Offer — Information About Our Medium-Term Notes, Series E Program — How the Notes Rank Against Other Debt” on page S-4 of the accompanying prospectus supplement and “Description of Debt Securities We May Offer — Guarantee by The Goldman Sachs Group, Inc.” on page 42 of the accompanying prospectus.

#### The Amount Payable on Your Notes Is Not Linked to the Level of the Underlier at Any Time Other Than the Determination Date

The final underlier level will be based on the closing level of the underlier on the determination date (subject to adjustment as described elsewhere in this pricing supplement). Therefore, if the closing level of the underlier dropped precipitously on the determination date, the cash settlement amount for your notes may be significantly less than it would have been had the cash settlement amount been linked to the closing level of the underlier prior to such drop in the level of the underlier. Although the actual level of the underlier on the stated maturity date or at other times during the life of your notes may be higher than the final underlier level, you will not benefit from the closing level of the underlier at any time other than on the determination date.

#### You May Lose a Substantial Portion of Your Investment in the Notes

You can lose a substantial portion of your investment in the notes. The cash payment on your notes on the stated maturity date will be based on the performance of the underlier as measured from the initial underlier level set on the trade date to the closing level on the determination date. If the final underlier level is less than the buffer level, you will have a loss for each \$1,000 of the face amount of your notes equal to the product of (i) the sum of the underlier return plus the buffer amount times (ii) \$1,000. Thus, you may lose a substantial portion of your investment in the notes, which would include any premium to face amount you paid when you purchased the notes.

Also, the market price of your notes prior to the stated maturity date may be significantly lower than the purchase price you pay for your notes. Consequently, if you sell your notes before the stated maturity date, you may receive far less than the amount of your investment in the notes.

#### Your Notes Do Not Bear Interest

You will not receive any interest payments on your notes. As a result, even if the cash settlement amount payable for your notes on the stated maturity date exceeds the face amount of your notes, the overall return you earn on your notes may be less than you would have earned by investing in a non-indexed debt security of comparable maturity that bears interest at a prevailing market rate.

The Potential for the Value of Your Notes to Increase Will Be Limited

Your ability to participate in any change in the value of the underlier over the life of your notes will be limited because of the cap level. The maximum settlement amount will limit the cash settlement amount you may receive for each of your notes at maturity, no matter how much the level of the underlier may rise beyond the cap level over the life of your notes. Accordingly, the amount payable for each of your notes may be significantly less than it would have been had you invested directly in the underlier.

You Have No Shareholder Rights or Rights to Receive Any Underlier Stock

Investing in your notes will not make you a holder of any of the underlier stocks. Neither you nor any other holder or owner of your notes will have any rights with respect to the underlier stocks, including any voting rights, any right to receive dividends or other distributions, any rights to make a claim against the underlier stocks or any other rights of a holder of the underlier stocks. Your notes will be paid in cash and you will have no right to receive delivery of any underlier stocks.

PS-13

---

#### We May Sell an Additional Aggregate Face Amount of the Notes at a Different Issue Price

At our sole option, we may decide to sell an additional aggregate face amount of the notes subsequent to the date of this pricing supplement. The issue price of the notes in the subsequent sale may differ substantially (higher or lower) from the original issue price you paid as provided on the cover of this pricing supplement.

#### If You Purchase Your Notes at a Premium to Face Amount, the Return on Your Investment Will Be Lower Than the Return on Notes Purchased at Face Amount and the Impact of Certain Key Terms of the Notes Will Be Negatively Affected

The cash settlement amount will not be adjusted based on the issue price you pay for the notes. If you purchase notes at a price that differs from the face amount of the notes, then the return on your investment in such notes held to the stated maturity date will differ from, and may be substantially less than, the return on notes purchased at face amount. If you purchase your notes at a premium to face amount and hold them to the stated maturity date, the return on your investment in the notes will be lower than it would have been had you purchased the notes at face amount or a discount to face amount. In addition, the impact of the buffer level and the cap level on the return on your investment will depend upon the price you pay for your notes relative to face amount. For example, if you purchase your notes at a premium to face amount, the cap level will only permit a lower positive return on your investment in the notes than would have been the case for notes purchased at face amount or a discount to face amount. Similarly, the buffer level, while still providing some protection for the return on the notes, will allow a greater percentage decrease in your investment in the notes than would have been the case for notes purchased at face amount or a discount to face amount.

#### Your Notes May Be Subject to an Adverse Change in Tax Treatment in the Future

The tax consequences of an investment in your notes are uncertain, both as to the timing and character of any inclusion in income in respect of your notes.

The Internal Revenue Service announced on December 7, 2007 that it is considering issuing guidance regarding the proper U.S. federal income tax treatment of an instrument such as your notes, and any such guidance could adversely affect the tax treatment and the value of your notes. Among other things, the Internal Revenue Service may decide to require the holders to accrue ordinary income on a current basis and recognize ordinary income on payment at maturity, and could subject non-U.S. investors to withholding tax. Furthermore, in 2007, legislation was introduced in Congress that, if enacted, would have required holders that acquired instruments such as your notes after the bill was enacted to accrue interest income over the term of such instruments even though there will be no interest payments over the term of such instruments. It is not possible to predict whether a similar or identical bill will be enacted in the future, or whether any such bill would affect the tax treatment of your notes. We describe these developments in more detail under “Supplemental Discussion of Federal Income Tax Consequences” on page S-41 of the accompanying product supplement no. 1,738. You should consult your tax advisor about this matter. Except to the extent otherwise provided by law, GS Finance Corp. intends to continue treating the notes for U.S. federal income tax purposes in accordance with the treatment described under “Supplemental Discussion of Federal Income Tax Consequences” on page S-41 of the accompanying product supplement no. 1,738 unless and until such time as Congress, the Treasury Department or the Internal Revenue Service determine that some other treatment is more appropriate.

#### United States Alien Holders Should Consider the Withholding Tax Implications of Owning the Notes

The Treasury Department has issued regulations under which amounts paid or deemed paid on certain financial instruments (“871(m) financial instruments”) that are treated as attributable to U.S.-source dividends could be treated, in whole or in part depending on the circumstances, as a “dividend equivalent” payment that is subject to tax at a rate of

30% (or a lower rate under an applicable treaty), which in the case of any amounts a United States alien holder receives upon the sale, exchange or maturity of the notes, could be collected via withholding. If these regulations were to apply to the notes, we may be required to withhold such taxes if any U.S.-source dividends are paid on the stocks included in the underlier during the term of the notes. We could also require a United States alien holder to make certifications (e.g., an applicable Internal Revenue Service Form W-8) prior to the maturity of the notes in order to avoid or minimize withholding obligations, and we could withhold accordingly (subject to the United States alien holder's potential right to claim a refund from the Internal Revenue Service) if such certifications were not received or were not satisfactory. If withholding was required, we would not be required to pay any additional amounts with respect to amounts so withheld. These regulations generally will apply to 871(m) financial instruments (or a combination of financial instruments treated as having been entered into in connection with each other) issued (or significantly modified and treated as retired and reissued) on or after January 1, 2021, but will also apply to certain 871(m) financial instruments (or a combination of financial instruments treated as having been entered into in connection with each other) that have a delta (as defined in the applicable Treasury regulations) of one and are issued (or significantly modified and treated as retired and reissued) on or after January 1, 2017. In addition, these

PS-14

---

regulations will not apply to financial instruments that reference a “qualified index” (as defined in the regulations). We have determined that, as of the issue date of your notes, your notes will not be subject to withholding under these rules. In certain limited circumstances, however, you should be aware that it is possible for United States alien holders to be liable for tax under these rules with respect to a combination of transactions treated as having been entered into in connection with each other even when no withholding is required. You should consult your tax advisor concerning these regulations, subsequent official guidance and regarding any other possible alternative characterizations of your notes for U.S. federal income tax purposes.

**Foreign Account Tax Compliance Act (FATCA) Withholding May Apply to Payments on Your Notes, Including as a Result of the Failure of the Bank or Broker Through Which You Hold the Notes to Provide Information to Tax Authorities**

Please see the discussion under “United States Taxation — Taxation of Debt Securities — Foreign Account Tax Compliance Act (FATCA) Withholding” in the accompanying prospectus for a description of the applicability of FATCA to payments made on your notes. The discussion in that section is hereby modified to reflect regulations proposed by the Treasury Department indicating its intent to eliminate the requirements under FATCA of withholding on gross proceeds from the sale, exchange, maturity or other disposition of relevant financial instruments. The Treasury Department has indicated that taxpayers may rely on these proposed regulations pending their finalization.

PS-15

---



## THE UNDERLIER

The S&P MidCap 400<sup>®</sup> Index includes a sample of 400 mid-sized companies in various industries of the U.S. economy. S&P Dow Jones Indices LLC (“S&P”) chooses companies for inclusion in the S&P MidCap 400 Index with an aim of achieving a distribution by broad industry groupings that approximates the distribution of these groupings in the population of mid-size companies in the U.S. equity market. Although the S&P MidCap 400<sup>®</sup> Index contains 400 constituent companies, at any one time it may contain greater than 400 constituent trading lines since some companies included in the index prior to July 31, 2017 may be represented by multiple share class lines in the index. The S&P MidCap 400<sup>®</sup> Index is calculated, maintained and published by S&P and is part of the S&P Dow Jones Indices family of indices. Additional information is available on the following websites: [spindices.com/indices/equity/sp-400](http://spindices.com/indices/equity/sp-400) and [spdji.com/](http://spdji.com/). We are not incorporating by reference the websites or any material they include in this pricing supplement.

The S&P MidCap 400<sup>®</sup> Index is intended to reflect the risk and return characteristics of the broader universe of mid-sized firms in the U.S. equity markets. Constituent changes are made on an as-needed basis and there is no schedule for constituent reviews. Constituent changes are generally announced one to five business days prior to the change. Relevant criteria for additions to the S&P MidCap 400<sup>®</sup> Index that are employed by S&P include: the company proposed for addition has an unadjusted company market capitalization of between \$2.4 billion and \$8.2 billion (but the constituents are not the 400 largest companies in the NYSE in that range and not all 400 companies are listed on such exchange; for spin-offs, eligibility is determined using when-issued prices, if available); using composite pricing and volume, the ratio of annual dollar value traded in the proposed constituent to float-adjusted market capitalization of that company should be 1.00 or greater and the stock should trade a minimum of 250,000 shares in each of the six months leading up to the evaluation date; the company must be a U.S. company (characterized as a Form 10-K filer with its U.S. portion of fixed assets and revenues constituting a plurality of the total and with a primary listing of the common stock on the NYSE, NYSE Arca, NYSE American (formerly NYSE MKT), NASDAQ Global Select Market, NASDAQ Select Market, NASDAQ Capital Market, Bats BZX, Bats BYX, Bats EDGA, Bats EDGX or IEX (each, an “eligible exchange”)), the proposed constituent has a public float of 50% or more of its stock, the inclusion of the company will contribute to sector balance in the index relative to the sector balance in the market in the relevant market capitalization range; financial viability (the sum of the most recent four consecutive quarters’ Generally Accepted Accounting Principles (GAAP) earnings (net income excluding discontinued operations) should be positive as should the most recent quarter; and, for IPOs, the company must be traded on an eligible exchange for at least twelve months. In addition, constituents of the S&P 500<sup>®</sup> Index and the S&P SmallCap 600<sup>®</sup> Index can be migrated to the index without meeting the financial viability, public float and/or liquidity eligibility criteria if the S&P Index Committee decides that such a move will enhance the representativeness of the S&P MidCap 400<sup>®</sup> Index as a market benchmark. Certain types of organizational structures and securities are always excluded, including business development companies (“BDCs”), limited partnerships, master limited partnerships, limited liability companies (“LLCs”) OTC bulletin board issues, closed-end funds, ETFs, ETNs, royalty trusts, tracking stocks, preferred stock and convertible preferred stock, unit trusts, equity warrants, convertible bonds, investment trusts, rights and American depository receipts (“ADRs”). Stocks are deleted from the S&P MidCap 400 Index when they are involved in mergers, acquisitions or significant restructurings such that they no longer meet the inclusion criteria, and when they substantially violate one or more of the addition criteria. Stocks that are delisted or moved to the pink sheets or bulletin board are removed and those that experience a trading halt may be retained or removed in S&P’s discretion. S&P evaluates additions and deletions with a view to maintaining S&P MidCap 400<sup>®</sup> Index continuity.

For constituents included in the index prior to July 31, 2017, all publicly listed multiple share class lines are included separately in the S&P MidCap 400<sup>®</sup> Index, subject to, in the case of any such share class line, that share class line satisfying the liquidity and float criteria discussed above and subject to certain exceptions. It is possible that one listed share class line of a company may be included in the S&P MidCap 400<sup>®</sup> Index while a second listed share class line of the same company is excluded. For companies that issue a second publicly traded share class to index share class holders, the newly issued share class line is considered for inclusion if the event is mandatory and the market

capitalization of the distributed class is not considered to be de minimis.

As of July 31, 2017, companies with multiple share class lines are no longer eligible for inclusion in the S&P MidCap 400® Index. Constituents of the S&P MidCap 400® Index prior to July 31, 2017 with multiple share class lines will be grandfathered in and continue to be included in the S&P MidCap 400® Index. If an S&P MidCap 400® Index constituent reorganizes into a multiple share class line structure, that company will be reviewed for continued inclusion in the S&P MidCap 400® Index at the discretion of the S&P Index Committee.

As of April 15, 2019, the top ten component stocks of the S&P MidCap 400® Index, by weight, were: Zebra Technologies Corporation Class A (0.71%), IDEX Corporation (0.69%), STERIS Plc (0.63%), Domino's Pizza Inc.

PS-16

---

(0.61%), Ultimate Software Group Inc. (0.61%), PTC Inc. (0.60%), Trimble Inc. (0.59%), NVR, Inc. (0.58%), Old Dominion Freight Line Inc. (0.58%), Camden Property Trust (0.57%).

As of April 11, 2019, the 400 companies included in the S&P MidCap 400<sup>®</sup> Index were divided into eleven Global Industry Classification Sectors. The Global Industry Classification Sectors include (with the approximate percentage currently included in such sectors indicated in parentheses): Communication Services (2.61%), Consumer Discretionary (12.00%), Consumer Staples (2.76%), Energy (3.80%), Financials (16.46%), Health Care (9.36%), Industrials (15.55%), Information Technology (16.13%), Materials (6.81%), Real Estate (10.06%) and Utilities (4.45%). (Sector designations are determined by the underlier sponsor using criteria it has selected or developed. Index sponsors may use very different standards for determining sector designations. In addition, many companies operate in a number of sectors, but are listed in only one sector and the basis on which that sector is selected may also differ. As a result, sector comparisons between indices with different index sponsors may reflect differences in methodology as well as actual differences in the sector composition of the indices.) As of the close of business on September 21, 2018, S&P and MSCI, Inc. updated the Global Industry Classification Sector structure. Among other things, the update broadened the Telecommunications Services sector and renamed it the Communication Services sector. The renamed sector includes the previously existing Telecommunication Services Industry group, as well as the Media Industry group, which was moved from the Consumer Discretionary sector and renamed the Media & Entertainment Industry group. The Media & Entertainment Industry group contains three industries: Media, Entertainment and Interactive Media & Services. The Media industry continues to consist of the Advertising, Broadcasting, Cable & Satellite and Publishing sub-industries. The Entertainment industry contains the Movies & Entertainment sub-industry (which includes online entertainment streaming companies in addition to companies previously classified in such industry prior to September 21, 2018) and the Interactive Home Entertainment sub-industry (which includes companies previously classified in the Home Entertainment Software sub-industry prior to September 21, 2018 (when the Home Entertainment Software sub-industry was a sub-industry in the Information Technology sector)), as well as producers of interactive gaming products, including mobile gaming applications). The Interactive Media & Services industry and sub-industry includes companies engaged in content and information creation or distribution through proprietary platforms, where revenues are derived primarily through pay-per-click advertisements, and includes search engines, social media and networking platforms, online classifieds and online review companies. The Global Industry Classification Sector structure changes are effective for the S&P MidCap 400<sup>®</sup> Index as of the open of business on September 24, 2018 to coincide with the September 2018 quarterly rebalancing.

#### Calculation of the S&P MidCap 400<sup>®</sup> Index

The S&P MidCap 400<sup>®</sup> Index is calculated using a base-weighted aggregative methodology. The value of the S&P MidCap 400<sup>®</sup> Index on any day for which an underlier value is published is determined by a fraction, the numerator of which is the aggregate of the market price of each stock in the S&P MidCap 400<sup>®</sup> Index times the number of shares of such stock included in the S&P MidCap 400<sup>®</sup> Index, and the denominator of which is the divisor, which is described more fully below. The “market value” of any underlier stock is the product of the market price per share of that stock times the number of the then-outstanding shares of such underlier stock that are then included in the S&P MidCap 400<sup>®</sup> Index.

The S&P MidCap 400<sup>®</sup> Index is also sometimes called a “base-weighted aggregative index” because of its use of a divisor. The “divisor” is a value calculated by S&P that is intended to maintain conformity in underlier values over time and is adjusted for all changes in the underlier stocks’ share capital after the “base date” as described below. The level of the S&P MidCap 400<sup>®</sup> Index reflects the total market value of all underlier stocks relative to the underlier’s base date of June 28, 1991.

In addition, the S&P MidCap 400<sup>®</sup> Index is float-adjusted, meaning that the share counts used in calculating the S&P MidCap 400<sup>®</sup> Index reflect only those shares available to investors rather than all of a company's outstanding shares. S&P seeks to exclude shares held by certain shareholders concerned with the control of a company, a group that generally includes the following: officers and directors and related individuals whose holdings are publicly disclosed, private equity, venture capital, special equity firms, publicly traded companies that hold shares for control in another company, strategic partners, holders of restricted shares, employee stock ownership plans, employee and family trusts, foundations associated with the company, holders of unlisted share classes of stock, government entities at all levels (except government retirement or pension funds) and any individual person listed as a 5% or greater stakeholder in a company as reported in regulatory filings (collectively, "control holders"). To this end, S&P excludes all share-holdings (other than depositary banks, pension funds, mutual funds, exchange traded fund providers, 401(k) plans of the company, government retirement and pension funds, investment funds of insurance companies, asset managers and investment funds, independent foundations, savings plans and investment plans) with a position greater than 5% of the outstanding shares of a company from the float-adjusted share count to be used in S&P MidCap 400<sup>®</sup> Index calculations.

PS-17

---

The exclusion is accomplished by calculating an Investable Weight Factor (“IWF”) for each stock that is part of the numerator of the float-adjusted underlier fraction described above:

$$\text{IWF} = (\text{available float shares}) / (\text{total shares outstanding})$$

where available float shares is defined as total shares outstanding less shares held by control holders. In most cases, an IWF is reported to the nearest one percentage point. For companies with multiple share class lines, a separate IWF is calculated for each share class line.

#### Maintenance of the S&P MidCap 400<sup>®</sup> Index

In order to keep the S&P MidCap 400<sup>®</sup> Index comparable over time S&P engages in an underlier maintenance process. The S&P MidCap 400<sup>®</sup> Index maintenance process involves changing the constituents as discussed above, and also involves maintaining quality assurance processes and procedures, adjusting the number of shares used to calculate the S&P MidCap 400<sup>®</sup> Index, monitoring and completing the adjustments for company additions and deletions, adjusting for stock splits and stock dividends and adjusting for other corporate actions. In addition to its daily governance of indices and maintenance of the underlier methodology, at least once within any 12 month period, the S&P Index Committee reviews the underlier methodology to ensure the S&P MidCap 400<sup>®</sup> Index continues to achieve the stated objective, and that the data and methodology remain effective. The S&P Index Committee may at times consult with investors, market participants, security issuers included or potentially included in the S&P MidCap 400<sup>®</sup> Index, or investment and financial experts.

#### Divisor Adjustments

The two types of adjustments primarily used by S&P are divisor adjustments and adjustments to the number of shares (including float adjustments) used to calculate the S&P MidCap 400<sup>®</sup> Index. Set forth below is a table of certain corporate events and their resulting effect on the divisor and the share count. If a corporate event requires an adjustment to the divisor, that event has the effect of altering the market value of the affected underlier stock and consequently of altering the aggregate market value of the underlier stocks following the event. In order that the level of the S&P MidCap 400<sup>®</sup> Index not be affected by the altered market value (which could be an increase or decrease) of the affected underlier stock, S&P generally derives a new divisor by dividing the post-event market value of the underlier stocks by the pre-event underlier value, which has the effect of reducing the S&P MidCap 400<sup>®</sup> Index’s post-event value to the pre-event level.

#### Changes to the Number of Shares of a Constituent

The underlier maintenance process also involves tracking the changes in the number of shares included for each of the underlier companies. The timing of adjustments to the number of shares depends on the type of event causing the change, and whether the change represents 5% or more of the total share count (for companies with multiple share class lines, the 5% threshold is based on each individual share class line rather than total company shares). Changes as a result of mergers or acquisitions are implemented when the transaction occurs. At S&P’s discretion, however, de minimis merger and acquisition changes may be accumulated and implemented with the updates made at the quarterly share updates as described below. Changes in a constituent’s total shares of 5% or more due to public offerings (which must be underwritten, have a publicly available prospectus or prospectus summary filed with the Securities and Exchange Commission and include a public confirmation that the offering has been completed) are implemented as soon as reasonably possible. Other changes of 5% or more are made weekly and are announced on Fridays for implementation after the close of trading on the following Friday. For changes of less than 5%, on the third Friday of the last month in each calendar quarter, S&P updates the share totals of companies in the S&P MidCap 400<sup>®</sup> Index as required by any changes in the number of shares outstanding. S&P implements a share / IWF freeze beginning after

the market close on the Tuesday preceding the second Friday of each quarterly rebalancing month and ending after the market close on the third Friday of the quarterly rebalancing month. During this frozen period, shares and IWFs are not changed except for certain corporate action events (merger activity, stock splits and rights offerings).

#### Adjustments for Corporate Actions

There is a large range of corporate actions that may affect companies included in the S&P MidCap 400<sup>®</sup> Index. Certain corporate actions require S&P to recalculate the share count or the float adjustment or to make an adjustment to the divisor to prevent the value of the S&P MidCap 400<sup>®</sup> Index from changing as a result of the corporate action. This helps ensure that the movement of the S&P MidCap 400<sup>®</sup> Index does not reflect the corporate actions of individual companies in the S&P MidCap 400<sup>®</sup> Index.

#### Spin-Offs

As a general policy, a spin-off security is added to the S&P MidCap 400<sup>®</sup> Index at a zero price at the market close of the day before the ex-date (with no divisor adjustment). The spin-off security will remain in the S&P MidCap 400<sup>®</sup>

PS-18

---

Index if it meets all eligibility criteria. If the spin-off security is determined ineligible to remain in the S&P MidCap 400® Index, it will generally be removed after at least one day of regular way trading (with a divisor adjustment). If there is a gap between the ex-date and distribution date (or payable date), or if the spin-off security does not trade regular way on the ex-date, the spin-off security is kept in the S&P MidCap 400® Index until the spin-off security begins trading regular way.

Several additional types of corporate actions, and their related adjustments, are listed in the table below.

Corporate Action	Share Count Revision Required?	Divisor Adjustment Required?
Stock split	Yes – share count is revised to reflect new count	No – share count and price changes are off-setting
Change in shares outstanding (secondary issuance, share repurchase and/or share buy-back)	Yes – share count is revised to reflect new count	Yes
Special dividends	No	Yes – calculation assumes that share price drops by the amount of the dividend; divisor adjustment reflects this change in underlier market value
Change in IWF	No	Yes – divisor change reflects the change in market value caused by the change to an IWF
Company added to or deleted from the S&P MidCap 400® Index	No	Yes – divisor is adjusted by the net change in market value, calculated as the shares issued multiplied by the price paid.
Rights Offering	No	Yes – divisor adjustment reflects increase in market capitalization (calculation assumes that offering is fully subscribed)

#### Recalculation Policy

S&P reserves the right to recalculate and republish the S&P MidCap 400® Index at its discretion in the event one of the following issues has occurred: (1) incorrect or revised closing price of one or more constituent securities; (2) missed corporate event; (3) incorrect application of corporate action or index methodology; (4) late announcement of a corporate event; or (5) incorrect calculation or data entry error. The decision to recalculate the S&P MidCap 400® Index is made at the discretion of the index manager and/or index committee, as further discussed below. The potential market impact or disruption resulting from the potential recalculation is considered when making any such decision. In the event of an incorrect closing price, a missed corporate event or a misapplied corporate action, a late announcement of a corporate event, or an incorrect calculation or data entry error that is discovered within two trading days of its occurrence, the index manager may, at his or her discretion, recalculate the S&P MidCap 400® Index without involving the index committee. In the event any such event is discovered beyond the two trading day period, the index committee shall decide whether the S&P MidCap 400® Index should be recalculated. In the event of an incorrect application of the methodology that results in the incorrect composition and/or weighting of index constituents, the index committee shall determine whether or not to recalculate the S&P MidCap 400® Index

following specified guidelines. In the event that the S&P MidCap 400<sup>®</sup> Index is recalculated, it shall be done within a reasonable timeframe following the detection and review of the issue.

#### Calculations and Pricing Disruptions

Closing levels for the S&P MidCap 400<sup>®</sup> Index are calculated by S&P based on the closing price of the individual constituents of the underlier as set by their primary exchange. Closing prices are received by S&P from one of its third party vendors and verified by comparing them with prices from an alternative vendor. The vendors receive the closing price from the primary exchanges. Real-time intraday prices are calculated similarly without a second verification. Prices used for the calculation of real time index values are based on the "Consolidated Tape". The Consolidated Tape is an aggregation of trades for each constituent over all regional exchanges and trading venues

PS-19

---



and includes the primary exchange. If there is a failure or interruption on one or more exchanges, real-time calculations will continue as long as the “Consolidated Tape” is operational.

If an interruption is not resolved prior to the market close, official closing prices will be determined by following the hierarchy set out in NYSE Rule 123C. A notice is published on the S&P website at [spdji.com](http://spdji.com) indicating any changes to the prices used in S&P MidCap 400<sup>®</sup> Index calculations. In extreme circumstances, S&P may decide to delay underlier adjustments or not publish the S&P MidCap 400<sup>®</sup> Index. Real-time indices are not restated.

#### Unexpected Exchange Closures

An unexpected market/exchange closure occurs when a market/exchange fully or partially fails to open or trading is temporarily halted. This can apply to a single exchange or to a market as a whole, when all of the primary exchanges are closed and/or not trading. Unexpected market/exchange closures are usually due to unforeseen circumstances, such as natural disasters, inclement weather, outages, or other events.

To a large degree, S&P is dependent on the exchanges to provide guidance in the event of an unexpected exchange closure. S&P’s decision making is dependent on exchange guidance regarding pricing and mandatory corporate actions.

NYSE Rule 123C provides closing contingency procedures for determining an official closing price for listed securities if the exchange is unable to conduct a closing transaction in one or more securities due to a system or technical issue.

3:00 PM ET is the deadline for an exchange to determine its plan of action regarding an outage scenario. As such, S&P also uses 3:00 PM ET as the cutoff.

If all major exchanges fail to open or unexpectedly halt trading intraday due to unforeseen circumstances, S&P will take the following actions:

#### Market Disruption Prior to Open of Trading:

- (i) If all exchanges indicate that trading will not open for a given day, S&P will treat the day as an unscheduled market holiday. The decision will be communicated to clients as soon as possible through the normal channels. Indices containing multiple markets will be calculated as normal, provided that at least one market is open that day. Indices which only contain closed markets will not be calculated.
- (ii) If exchanges indicate that trading, although delayed, will open for a given day, S&P will begin index calculation when the exchanges open.

#### Market Disruption Intraday:

- (i) If exchanges indicate that trading will not resume for a given day, the S&P MidCap 400<sup>®</sup> Index level will be calculated using prices determined by the exchanges based on NYSE Rule 123C. Intraday S&P MidCap 400<sup>®</sup> Index values will continue to use the last traded composite price until the primary exchange publishes official closing prices.

License Agreement between S&P and GS Finance Corp.

The S&P MidCap 400<sup>®</sup> Index is a product of S&P Dow Jones Indices LLC, and has been licensed for use by GS Finance Corp. (“Goldman”). Standard & Poor<sup>®</sup> and S&P<sup>®</sup> are registered trademarks of Standard & Poor’s Financial Services LLC; Dow Jones<sup>®</sup> is a registered trademark of Dow Jones Trademark Holdings LLC (“Dow Jones”) and these trademarks have been licensed for use by S&P Dow Jones Indices LLC and sublicensed for certain purposes by

Goldman. Goldman's notes are not sponsored, endorsed, sold or promoted by S&P Dow Jones Indices LLC, Dow Jones, Standard & Poor's Financial Services LLC or any of their respective affiliates (collectively, "S&P Dow Jones Indices"). S&P Dow Jones Indices makes no representation or warranty, express or implied, to the owners of the notes or any member of the public regarding the advisability of investing in securities generally or in the notes particularly or the ability of the S&P MidCap 400<sup>®</sup> Index to track general market performance. S&P Dow Jones Indices' only relationship to Goldman with respect to the S&P MidCap 400<sup>®</sup> Index is the licensing of the S&P MidCap 400<sup>®</sup> Index and certain trademarks, service marks and/or trade names of S&P Dow Jones Indices and/or its licensors. The S&P MidCap 400<sup>®</sup> Index is determined, composed and calculated by S&P Dow Jones Indices without regard to Goldman or the notes. S&P Dow Jones Indices have no obligation to take the needs of Goldman or the owners of the notes into consideration in determining, composing or calculating the S&P MidCap 400<sup>®</sup> Index. S&P Dow Jones Indices are not responsible for and have not participated in the determination of the prices, and amount of the notes or the timing of the issuance or sale of the notes or in the determination or calculation of the equation by which the notes are to be converted into cash. S&P Dow Jones Indices have no obligation or liability in connection with the administration, marketing or trading of the notes. There is no assurance that investment products based on the S&P MidCap 400<sup>®</sup> Index will accurately track underlier performance or provide positive investment returns. S&P Dow Jones Indices LLC is not an investment advisor. Inclusion of a security within an

PS-20

---

index is not a recommendation by S&P Dow Jones Indices to buy, sell, or hold such security, nor is it considered to be investment advice.

S&P DOW JONES INDICES DOES NOT GUARANTEE THE ADEQUACY, ACCURACY, TIMELINESS AND/OR THE COMPLETENESS OF THE S&P MidCap 400<sup>®</sup> INDEX OR ANY DATA RELATED THERETO OR ANY COMMUNICATION, INCLUDING BUT NOT LIMITED TO ORAL OR WRITTEN COMMUNICATION (INCLUDING ELECTRONIC COMMUNICATIONS) WITH RESPECT THERETO. S&P DOW JONES INDICES SHALL NOT BE SUBJECT TO ANY DAMAGES OR LIABILITY FOR ANY ERRORS, OMISSIONS, OR DELAYS THEREIN. S&P DOW JONES INDICES MAKE NO EXPRESS OR IMPLIED WARRANTIES, AND EXPRESSLY DISCLAIMS ALL WARRANTIES, OF MERCHANTABILITY OR FITNESS FOR A PARTICULAR PURPOSE OR USE OR AS TO RESULTS TO BE OBTAINED BY GOLDMAN, OWNERS OF THE NOTES, OR ANY OTHER PERSON OR ENTITY FROM THE USE OF THE S&P MidCap 400<sup>®</sup> INDEX OR WITH RESPECT TO ANY DATA RELATED THERETO. WITHOUT LIMITING ANY OF THE FOREGOING, IN NO EVENT WHATSOEVER SHALL S&P DOW JONES INDICES BE LIABLE FOR ANY INDIRECT, SPECIAL, INCIDENTAL, PUNITIVE, OR CONSEQUENTIAL DAMAGES, INCLUDING BUT NOT LIMITED TO LOSS OF PROFITS, TRADING LOSSES, LOST TIME OR GOODWILL, EVEN IF THEY HAVE BEEN ADVISED OF THE POSSIBILITY OF SUCH DAMAGES, WHETHER IN CONTRACT, TORT, STRICT LIABILITY, OR OTHERWISE. THERE ARE NO THIRD PARTY BENEFICIARIES OF ANY AGREEMENTS OR ARRANGEMENTS BETWEEN S&P DOW JONES INDICES AND GOLDMAN, OTHER THAN THE LICENSORS OF S&P DOW JONES INDICES.

PS-21

---

#### Historical Closing Levels of the Underlier

The closing level of the underlier has fluctuated in the past and may, in the future, experience significant fluctuations. Any historical upward or downward trend in the closing level of the underlier during the period shown below is not an indication that the underlier is more or less likely to increase or decrease at any time during the life of your notes.

You should not take the historical levels of the underlier as an indication of the future performance of the underlier. We cannot give you any assurance that the future performance of the underlier or the underlier stocks will result in your receiving an amount greater than the outstanding face amount of your notes on the stated maturity date.

Neither we nor any of our affiliates make any representation to you as to the performance of the underlier. Before investing in the offered notes, you should consult publicly available information to determine the levels of the underlier between the date of this pricing supplement and the date of your purchase of the offered notes. The actual performance of the underlier over the life of the offered notes, as well as the cash settlement amount, may bear little relation to the historical closing levels shown below.

The graph below shows the daily historical closing levels of the underlier from April 11, 2009 through April 11, 2019. We obtained the closing levels in the graph below from Bloomberg Financial Services, without independent verification.

#### Historical Performance of the S&P MidCap 400® Index

PS-22

---

## SUPPLEMENTAL DISCUSSION OF U.S. FEDERAL INCOME TAX CONSEQUENCES

You will be obligated pursuant to the terms of the notes — in the absence of a change in law, an administrative determination or a judicial ruling to the contrary — to characterize each note for all tax purposes as a pre-paid derivative contract in respect of the underlier, as described under “Supplemental Discussion of Federal Income Tax Consequences” on page S-41 of the accompanying product supplement no. 1,738. Pursuant to this approach, it is the opinion of Sidley Austin LLP that upon the sale, exchange or maturity of your notes, it would be reasonable for you to recognize capital gain or loss equal to the difference, if any, between the amount of cash you receive at such time and your tax basis in your notes. Pursuant to Treasury regulations, Foreign Account Tax Compliance Act (FATCA) withholding (as described in “United States Taxation — Taxation of Debt Securities — Foreign Account Tax Compliance Act (FATCA) Withholding” in the accompanying prospectus) will generally apply to obligations that are issued on or after July 1, 2014; therefore, the notes will generally be subject to the FATCA withholding rules. Pursuant to recently proposed regulations, the Treasury Department has indicated its intent to eliminate the requirements under FATCA of withholding on gross proceeds from the sale, exchange, maturity or other disposition of relevant financial instruments. The Treasury Department has indicated that taxpayers may rely on these proposed regulations pending their finalization.

## SUPPLEMENTAL PLAN OF DISTRIBUTION; CONFLICTS OF INTEREST

See “Supplemental Plan of Distribution” on page S-49 of the accompanying product supplement no. 1,738 and “Plan of Distribution — Conflicts of Interest” on page 94 of the accompanying prospectus. GS Finance Corp. estimates that its share of the total offering expenses, excluding underwriting discounts and commissions, will be approximately \$ .

GS Finance Corp. will sell to GS&Co., and GS&Co. will purchase from GS Finance Corp., the aggregate face amount of the offered notes specified on the front cover of this pricing supplement. GS&Co. proposes initially to offer the notes to the public at the original issue price set forth on the cover page of this pricing supplement. GS&Co. is an affiliate of GS Finance Corp. and The Goldman Sachs Group, Inc. and, as such, will have a “conflict of interest” in this offering of notes within the meaning of Financial Industry Regulatory Authority, Inc. (FINRA) Rule 5121. Consequently, this offering of notes will be conducted in compliance with the provisions of FINRA Rule 5121. GS&Co. will not be permitted to sell notes in this offering to an account over which it exercises discretionary authority without the prior specific written approval of the account holder.

We expect to deliver the notes against payment therefor in New York, New York on May 3, 2019. Under Rule 15c6-1 of the Securities Exchange Act of 1934, trades in the secondary market generally are required to settle in two business days, unless the parties to any such trade expressly agree otherwise. Accordingly, purchasers who wish to trade notes on any date prior to two business days before delivery will be required to specify alternative settlement arrangements to prevent a failed settlement.

We have been advised by GS&Co. that it intends to make a market in the notes. However, neither GS&Co. nor any of our other affiliates that makes a market is obligated to do so and any of them may stop doing so at any time without notice. No assurance can be given as to the liquidity or trading market for the notes.

The notes will not be listed on any securities exchange or interdealer quotation system.

We have not authorized anyone to provide any information or to make any representations other than those contained or incorporated by reference in this pricing supplement, the accompanying product supplement no. 1,738, the accompanying general terms supplement no. 1,734, the accompanying prospectus supplement or the accompanying prospectus. We take no responsibility for, and can provide no assurance as to the reliability of, any other information that others may give you. This pricing supplement, the accompanying product supplement no. 1,738, the accompanying general terms supplement no. 1,734, the accompanying prospectus supplement and the accompanying prospectus is an offer to sell only the notes offered hereby, but only under circumstances and in jurisdictions where it is lawful to do so. The information contained in this pricing supplement, the accompanying product supplement no. 1,738, the accompanying general terms supplement no. 1,734, the accompanying prospectus supplement and the accompanying prospectus is current only as of the respective dates of such documents.

## TABLE OF CONTENTS

### Pricing Supplement

<u>Terms and Conditions</u>	Page PS-5
<u>Hypothetical Examples</u>	PS-8
<u>Additional Risk Factors Specific to Your Notes</u>	PS-12
<u>The Underlier</u>	PS-16
<u>Supplemental Discussion of U.S. Federal Income Tax Consequences</u>	PS-23
<u>Supplemental Plan of Distribution: Conflicts of Interest</u>	PS-23

### Product Supplement No. 1,738 dated July 10, 2017

Summary Information	S-1
Hypothetical Returns on the Underlier-Linked Notes	S-10
Additional Risk Factors Specific to the Underlier-Linked Notes	S-30
General Terms of the Underlier-Linked Notes	S-35
Use of Proceeds	S-40
Hedging	S-40
Supplemental Discussion of Federal Income Tax Consequences	S-41
Employee Retirement Income Security Act	S-48
Supplemental Plan of Distribution	S-49
Conflicts of Interest	S-52

### General Terms Supplement No. 1,734 dated July 10, 2017

Additional Risk Factors Specific to the Notes	S-1
Supplemental Terms of the Notes	S-16
The Underliers	S-36
S&P 500® Index	S-40
MSCI Indices	S-46
Hang Seng China Enterprises Index	S-55
Russell 2000® Index	S-61
FTSE®100 Index	S-69
EURO STOXX 50® Index	S-75
TOPIX	S-82

Edgar Filing: GOLDMAN SACHS GROUP INC - Form FWP

The Dow Jones Industrial Average®	S-87
The iShares® MSCI Emerging Markets ETF	S-91
Use of Proceeds	S-94
Hedging	S-94
Employee Retirement Income Security Act	S-95
Supplemental Plan of Distribution	S-96
Conflicts of Interest	S-98
Prospectus Supplement dated July 10, 2017	
Use of Proceeds	S-2
Description of Notes We May Offer	S-3
Considerations Relating to Indexed Notes	S-15
United States Taxation	S-18
Employee Retirement Income Security Act	S-19
Supplemental Plan of Distribution	S-20
Validity of the Notes and Guarantees	S-21
Prospectus dated July 10, 2017	
Available Information	2
Prospectus Summary	4
Risks Relating to Regulatory Resolution Strategies and Long-Term Debt Requirements	8
Use of Proceeds	11
Description of Debt Securities We May Offer	12
Description of Warrants We May Offer	45
Description of Units We May Offer	60
GS Finance Corp.	65
Legal Ownership and Book-Entry Issuance	67
Considerations Relating to Floating Rate Debt Securities	72
Considerations Relating to Indexed Securities	73
Considerations Relating to Securities Denominated or Payable in or Linked to a Non-U.S. Dollar Currency	74
United States Taxation	77
Plan of Distribution	92
Conflicts of Interest	94
Employee Retirement Income Security Act	95
Validity of the Securities and Guarantees	95
Experts	96
Review of Unaudited Condensed Consolidated Financial Statements by Independent Registered Public Accounting Firm	96
Cautionary Statement Pursuant to the Private Securities Litigation Reform Act of 1995	96

\$

GS Finance Corp.

Leveraged Buffered S&P MidCap 400<sup>®</sup> Index-Linked Notes due

guaranteed by

The Goldman Sachs Group, Inc.



Goldman Sachs & Co. LLC